


July in the Garden:

Feed Roses with **EB Stone Organics Rose and Flower Food**

every 6-8 weeks throughout the summer for flower production and plant vigor. This gentle but effective

Organic fertilizer is much less likely to burn hot plants in the warm temperatures.



***Fertilize Vegetables**(every 6-8 weeks) to keep them producing.


We have to water so much, the first feeding and soil additives are typically used up or washed through the soil by this point in the

season. Follow up applications of fertilizer sustain growth and fruit production through the hot summer months. Organic fertilizers are effective, yet less likely to burn during the heat of summer.



*It's time to apply **SEVIN Insect Granules** for Cutworms and Grubs in your lawn. The first indicator is a small moth that flies zig-zag patterns across the surface of the lawn at dusk and dawn. Brown patches show up soon after that and often spread fairly rapidly. Call us at the Nursery at 530-365-5383 for more help in identifying these pests.






*Water all stressed plants with a **SUPERthrive** solution to lessen drought stress, transplant shock and encourage new root growth.

The vitamins and minerals in this concentrated solution helps bolster the plants ability to adapt to it's environment. Just ¼ tsp per gallon is all that's needed!

*Watch for Blossom End Rot on your Summer Vegetables.

This condition shows up due to a lack of Calcium in the soil.

When temperatures peak and our watering schedule increases Blossom End Rot rears it's ugly head. To remedy this, spray with **Foli-Cal**. This liquid Calcium is absorbed through the leaves to get right to work fixing the Calcium Deficiency that causes those ugly brown-black rotten spots on your Veggies.



All products available at the Nursery!